

## VESSEL PARTICULARS

### DANGERFIELD

Commercial Boats



#### MAIN PARTICULARS

<b>NAME</b>	Dangerfield
<b>MAKE</b>	Steel
<b>MODEL</b>	Catamaran Work Barge – Self-propelled Multi Cat
<b>MAIN ENGINES</b>	2x Cummins 270kW - Inboard
<b>CAPABILITIES</b>	Crew Transfer, Deck Cargo (40-50 tonne)

#### PRINCIPAL PARTICULARS

<b>LENGTH MEASURED</b>	17.95 m
<b>LENGTH BP</b>	17.9 m
<b>MOULDED BREADTH</b>	7.40 m
<b>MOULDED DEPTH AMIDSHIPS</b>	2.27 m to Deck
<b>DESIGN WL DRAFT</b>	1.0 m
<b>SW DISPLACEMENT AT DWL</b>	52.0 Tonnes
<b>CLASS</b>	2C 2B
<b>CREW</b>	4
<b>FUEL</b>	6,500 Litres approx.
<b>FRESH WATER</b>	1,800 Litres approx.
<b>BOLLARD PULL</b>	8 Tonne
<b>SERVICE SPEED</b>	7 Knots

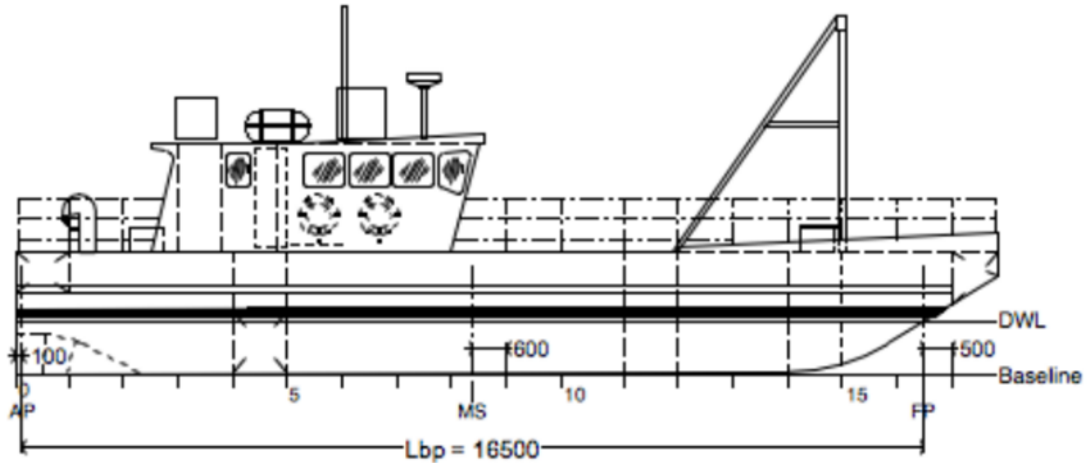
Commercial Boats



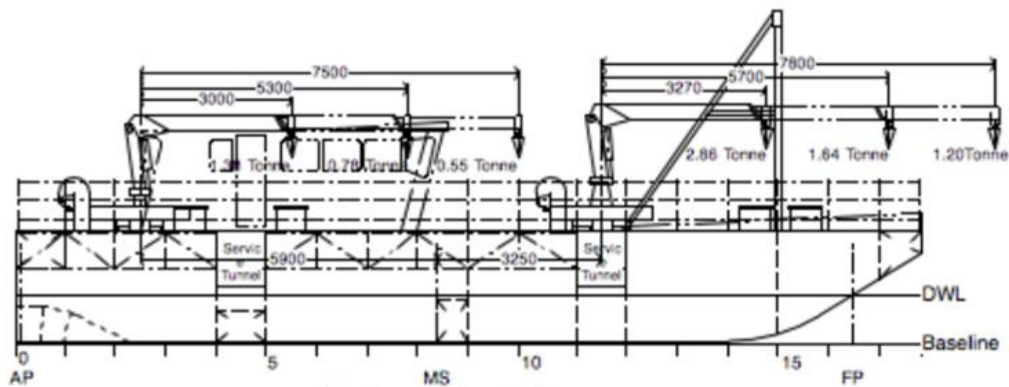
**PRINCIPAL PARTICULARS continued**

<b>ANCHOR HANDLING WINCH</b>	15 Tonne
<b>A FRAME</b>	15 Tonne
<b>FWD ROLLER</b>	30 Tonne
<b>FORWARD DECK WINCH</b>	1 x 4 Tonne Pull
<b>FORWARD DECK CRANE</b>	UNIC-URV503 3.03T @ 4.1m / 2.0T @ 5.5m / 1.2T @ 7.8m
<b>AFT DECK WINCH</b>	Maxilift ML380 2.4T @ 1.59m / 0.98T @ 3.8m / 0.5T @ 6.8m
<b>GPS PLOTTER</b>	Yes
<b>RADIO</b>	Yes
<b>AUTOPILOT</b>	Yes
<b>HF / VHF RADIO</b>	Yes
<b>AIS</b>	Yes
<b>ACCOMMODATION</b>	2 Berths
<b>TOILET</b>	1
<b>SHOWER</b>	1
<b>AUXILIARY MACHINERY</b>	Cummins Onan 3 phase (415V / 240V )
<b>GEARBOX</b>	Yes
<b>PROPELLERS</b>	Yes

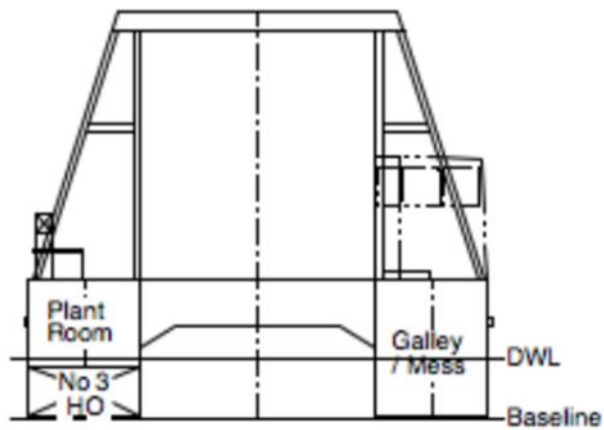
## VESSEL DRAWINGS



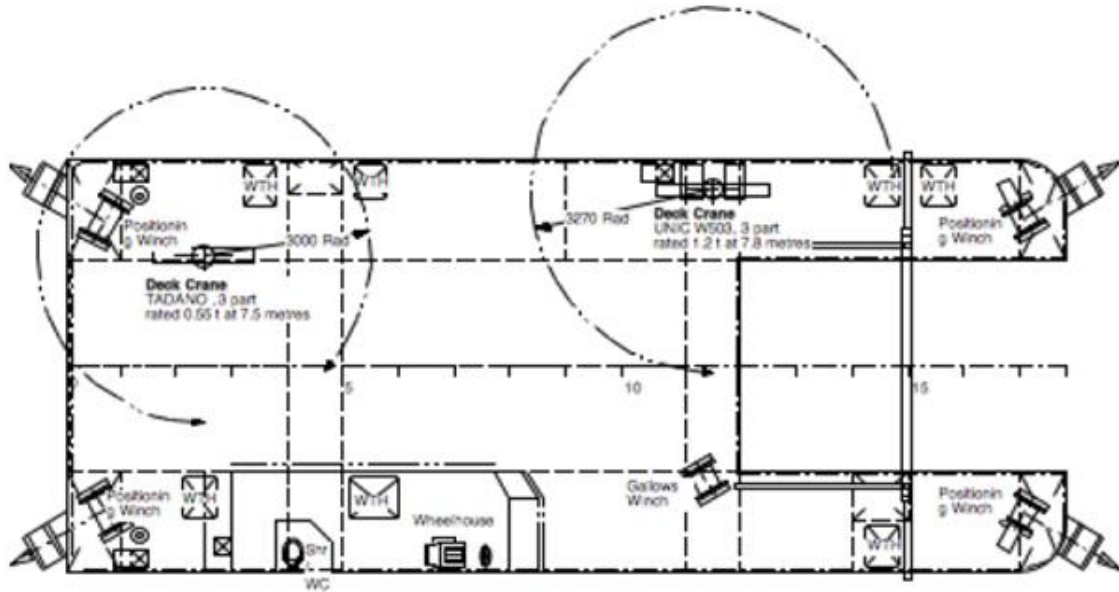
Starboard Profile



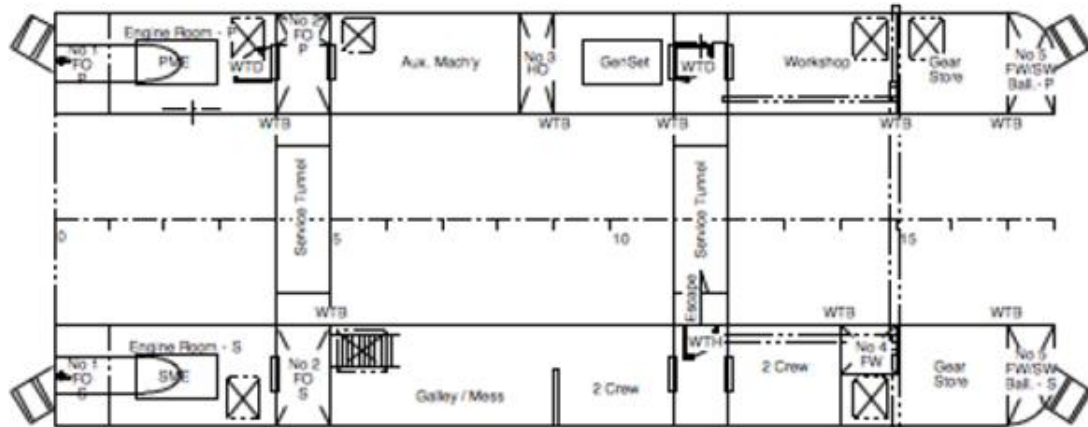
Section at Vessel CL



Midship Section



Plan on Deck



Plan Below Deck

## VESSEL PHOTOS

